

# RADON

## MEDICAL IMAGING



### Hydra Vision Digital Imaging System

[radonmedicalimaging.com](http://radonmedicalimaging.com)

We focus on people, innovative products,  
and service excellence

WV Office 866-723-6698

VA Office 800-722-1991



# Hydra Vision™

DIGITAL IMAGING SYSTEM

## THE DIFFERENCE IS IN THE DETAILS

*The Quality You Expect.  
The Convenience You Deserve.*



Guerbet | 

**COMMITTED**

[HydraVisionDigital.com](http://HydraVisionDigital.com)

# The Hydra Vision™ Digital Imaging System is engineered to streamline workflow and improve efficiency in urological imaging.

## A Tradition of Innovation for 90 Years

- ⦿ Real-time digital X-ray imaging device using Windows 10 OS for enhanced security.
- ⦿ The only table with a 750-pound weight rating and optional third monitor on the same arm.
- ⦿ A moving imaging system that allows the patient to remain stationary during sensitive procedures.
- ⦿ The system may be used for urological, gastroenterological, and gynecological treatment, planning and diagnostic procedures.



# Respected. Reliable. Responsive.



## Lower X-Ray Dosing

- Updated Grid aids in dose reduction by reducing scatter radiation.
- The 100% carbon fiber grid absorbs less X-rays than previous-generation aluminum grids, requiring a lower X-ray dose to obtain a quality image, potentially reducing exposure to the patient.




## One-Touch Interface

- Streamlined system interface improves system reliability and workflow efficiency.
- A single-touch monitor displays all controls, messages, and alarms, freeing up space in your control room.
- One on/off button for the imaging system which allows for easy startup and shutdown.




## Improved Fluoro Image Quality With Higher Resolution

- System features a detector with smaller pixels than previous generations for higher resolution, resulting in sharper, more defined images.
- Surgical-grade HD monitors use 16-bit image processing.



**LF Hydra Vision™**  
a Quantel Group Company DIGITAL IMAGING SYSTEM

*Image captured with  
L-F Hydra Vision Digital System*



**LF Direct Digital**  
a Quantel Group Company UROLOGY IMAGING SYSTEM

*Image captured with previous  
generation L-F DDIS System*



## Foot Pedals for Control, Comfort and Ease

- X-ray foot switch provides enhanced comfort and ease.
- Foot pedal control allows for anatomical targeting and recall.
- Store button gives the ability to save images to the patient folder from the foot pedal and recall.



# Consumables Portfolio

The Liebel-Flarsheim brand disposables provide high quality, cost-efficient solutions to help ensure fluid management in the imaging suite.

## Fluidrain LSS™ (Liquid Solidifications System) Container



The Fluidrain LSS container allows quick and easy collection of fluids for disposal when a floor drain is not present or permitted.

## Uro Drain Extension Tubing



Used in conjunction with the uro drain bag, the extension tubing adds approximately 6' (182.9 cm) of length to the uro drain bag tube, for a combined length of approximately 12' (365.8 cm).

## Uro Drain Bags



The uro drain bag is a disposable liner for the uro drain frame. Expandable tubing stretches to approximately 6' (182.9 cm) in length. Available in sterile or non-sterile packaging.

## Uro Drain Y-Connector



The uro drain y-connector allows the attachment of multiple Fluidrain LSS containers for procedures requiring high fluid volumes.

## Ordering Information

Package Description	Size	Quantity	Catalog #
Fluidrain LSS	10 Liter	10 Each	337210
Fluidrain LSS	20 Liter	10 Each	337220
Uro Drain Bags, Non-sterile	N/A	10 Each	335825
Uro Drain Bags, Sterile	N/A	10 Each	335563
Uro Drain Extension Tubing	6' (182.9 cm)	10 Each	337205
Uro Drain Y-Connectors	13" (330.2 mm)	10 Each	337200

# Accessories Portfolio

Liebel-Flarsheim accessories are engineered to provide optimal interface and seamless integration with Liebel-Flarsheim Imaging Systems.

## Leg Crutch Accessories



- ⦿ Adult pad/post
- ⦿ Black fin boot stirrup
- ⦿ Pediatric pad
- ⦿ Pneumatic under-calf leg crutches

## Patient Support Devices




- ⦿ Hand grips
- ⦿ Patient restraint straps
- ⦿ Shoulder support

## Table Extensions



- ⦿ 12 inch
- ⦿ 16 inch
- ⦿ 24 inch
- ⦿ Foot step

## Support Pads




- ⦿ 4 inch
- ⦿ 2 inch
- ⦿ 1 inch
- ⦿ 24 inch available for table extension

## Urodynamics Chair



- ⦿ Patient positioning and access

## Table Rails Accessories



- ⦿ Armboard
- ⦿ IV Stanchion
- ⦿ Universal clamps

## Urology Accessory Shelves / Equipment Racks



- ⦿ Mobile control room cabinet
- ⦿ Side shelf unit

## Hoop Catcher Kit with Bracket



- ⦿ Provides excellent fluid containment for Cysto procedures
- ⦿ Flexible support frame provides unobstructed access to the patient

## Elbow Rest



- ⦿ Physician comfort during procedures
- ⦿ Adjustable per physician preference

# You deliver exceptional care 24 hours a day. So do we.

It takes a team of skilled healthcare professionals to ensure the best patient care and comfort. **OptiProtect** is here to support that high standard of care with a full range of coverage services for injectors and urology suites.

With a variety of customizable service plans, choose the one that fits your needs.



a Guerbet Group Company

## OptiProtect™

GUERBET SERVICE + SUPPORT

---

**You're our priority.**

With **OptiProtect**, a dedicated, industry-leading service team is ready to respond to your needs, 24 hours a day.

Hydra Vision Sales & Customer Service **1.855.266.4944**  
OptiProtect Service & Support **1.800.877.0791**  
**guerbet-us.com**

Guerbet |

GU07181125