

RADON

MEDICAL IMAGING



Konica Minolta Imagepilot Aero DR

radonmedicalimaging.com

We focus on people, innovative products,
and service excellence

WV Office 866-723-6698

VA Office 800-722-1991



KONICA MINOLTA

ImagePilot
Aero
ALL-IN-ONE DR SOLUTION

Transitioning to DR Has Never Been Easier



With Konica Minolta ImagePilot Aero's Unique Design and Technology

- Faster
- Stronger
- Lighter
- Easier

DR Speed

Images transfer immediately.

- 3 second display
- 13 second cycle
- Greater patient throughput
- Improved patient comfort

Wireless Versatility

Convenient and safe.

- One panel for all exams
- No cable to trip over
- No cable to break
- Easy to handle throughout the room
- Compliant with standard film size cassettes

Durable Design

Reliability and peace of mind.

- Unibody structure – designed to absorb stress
- Light weight carbon fiber construction – shock and drop tolerant
- No battery compartment – liquid resistant for improved patient safety

Giving Shape to Ideas

Design and Workflow Advantages

High Quality, Easy Imaging

- CsI scintillator – greater DQE, greater dose efficiency
- AutoPilot automatic image processing – simple, consistent image quality
- Learns your preferences – improved productivity

Ultra Lightweight Flat Panel Detector

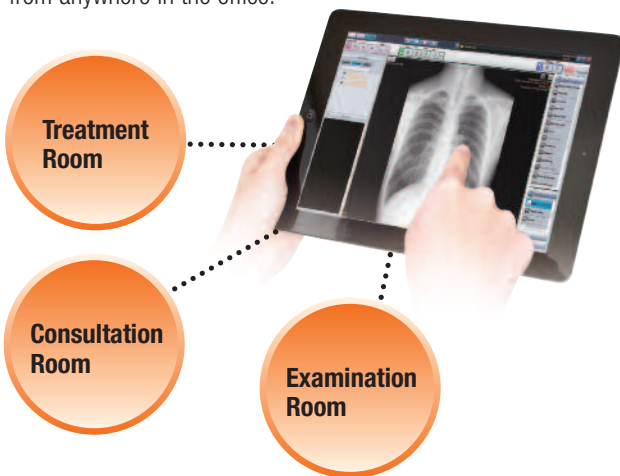
The ImagePilot Aero panel is one of the lightest 14"x17" FPDs in the world weighing 6.2 lbs.

- Convenient weight for handling
- Less likely to be dropped
- Greater user satisfaction

Whether in-room or for mobile applications, lighter is better.

Handheld Viewing

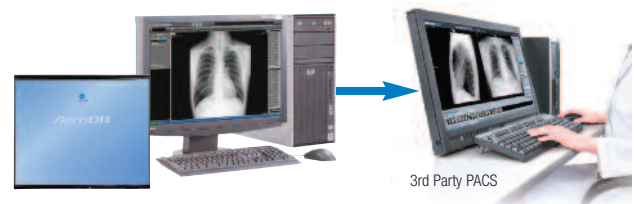
View images on an iPad®, tablet, or laptop from anywhere in the office.



Review results with patients in the exam room or in a private office. Use for easy and quick image acquisition in the X-ray room.

iPad® is a registered trademark of Apple Inc.

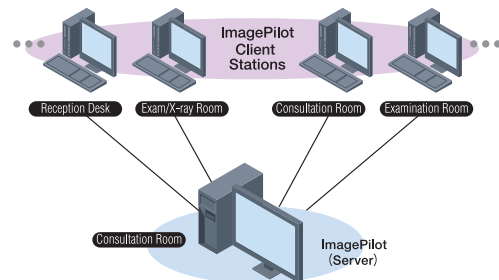
ImagePilot Expandability



Acquire superb images and store them directly to the office PACS.

OR

Utilize ImagePilot as the PACS for in-office review and long term archive.



Complete Five Year Total Cost of Ownership Coverage

Unique to the clinic market, the 5 Year TCO offering is specifically designed to eliminate any installation, maintenance and IT costs normally associated with digital imaging. Over the 5 year period the TCO package offers a single standard payment.

Five year TCO packages include:

- Unlimited Parts Coverage
- 24x7 Technical Support
- Panel Protection: covers against accidental damage
- ImagePilot Software Upgrades
- Infirmary (plans vary by model)
 - Real time automatic backup
 - Secure cloud based collaboration
 - Automatic Windows updates and antivirus protection

Specifications and details subject to change without notification.



KONICA MINOLTA

KONICA MINOLTA MEDICAL IMAGING USA, INC.
411 NEWARK POMPTON TURNPIKE
WAYNE, NJ 07470
TEL: (973) 633-1500 FAX: (973) 523-7408
WEBSITE: medical.konicaminolta.us

©2013 Konica Minolta

KMMI-ImagePilot Aero 6/2013